


# Image Clean



## 👉 Compatibility:

- ❖ Magento version : 2.3.x ,2.4.x
- ❖ Supported browser: Chrome, Microsoft edge, FireFox

## 👉 How To Install Image Clean?

### Install using composer:

1. composer require aimsinfosoft/module-imageclean
2. php bin/magento setup:upgrade
3. php bin/magento setup:di:compile
4. php bin/magento setup:static-content:deploy -f

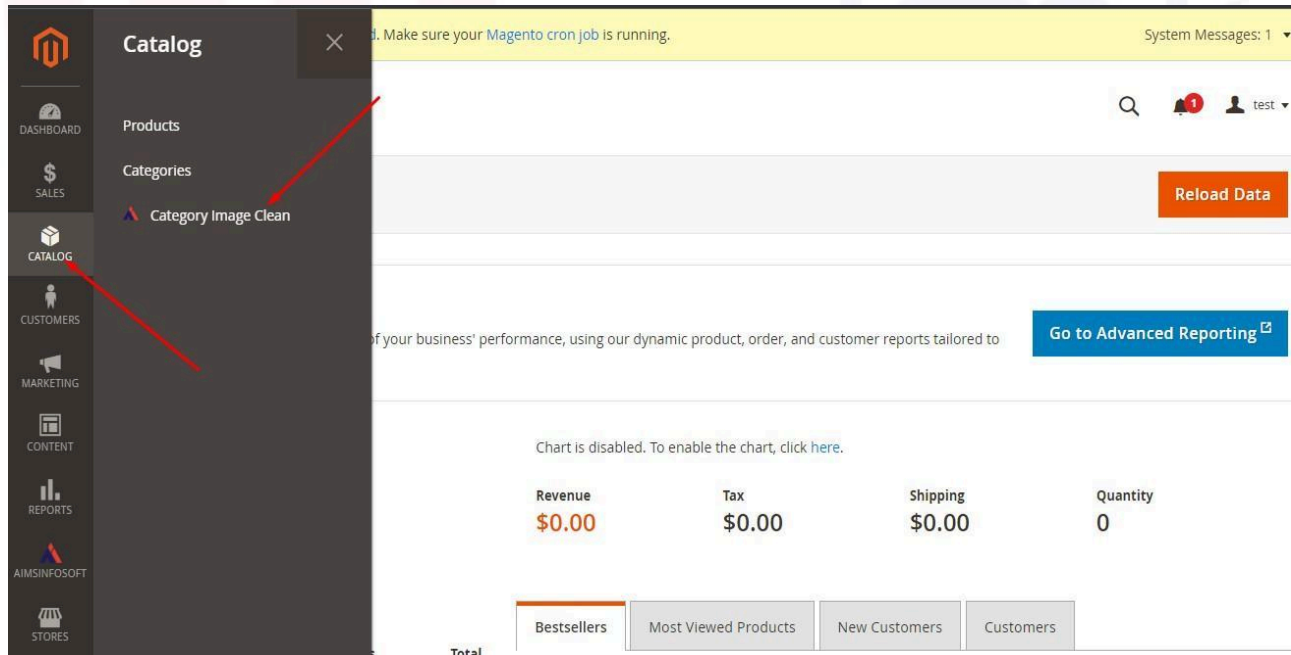
### Install Manually:

1. Add zip file in app/code folder and extract it and run below commands
2. php bin/magento setup:upgrade
3. php bin/magento setup:di:compile
4. php bin/magento setup:static-content:deploy -f

# Image Clean

## 👉 How Image clean works ?

- ❖ When we delete a product or category image, it is removed from the database but remains in the folder. This continues to consume server storage, and over time, the server can become full due to unused product and category images. The Image Clean module helps to remove these unused images, freeing up valuable server space.
- ❖ When you delete category images, they will appear in the Category Image Clean grid. To access the Category Image Clean grid, follow the steps below:
- ❖ Catalog >> Category Image Clean



The screenshot shows the Magento Admin interface. On the left, the 'Catalog' sidebar menu is open, with 'Category Image Clean' highlighted. A red arrow points from this menu item to the main content area. The main content area displays a 'Category Image Clean' grid, which is currently empty. A 'Reload Data' button is visible in the top right corner of the grid. Below the grid, there is a 'Go to Advanced Reporting' button. At the bottom, a summary table shows the following data:

Revenue	Tax	Shipping	Quantity
\$0.00	\$0.00	\$0.00	0

Below the table, there are tabs for 'Bestsellers', 'Most Viewed Products', 'New Customers', and 'Customers'. The 'Total' label is visible on the left side of the table.

# 👉 Output:

etdds (ID: 6) Delete Save

[Add Root Category](#)  
[Add Subcategory](#)

[Collapse All](#) | [Expand All](#)

- Default Category (ID: 2) (7)
  - etdds (ID: 6) (7)
    - request price (ID: 8) (1)
    - test (ID: 9) (0)

**Enable Category**  Yes [store view]


**Include in Menu**  Yes [store view]

**Category Name \***  [store view]

**Content** ✎

**Category Image**   [store view]

Maximum file size: 2 MB. Allowed file types: JPG, GIF, PNG.



microsoftteams-imag...


⚠️ One or more indexers are invalid. Make sure your Magento cron job is running. System Messages: 1

## Categories Images Manager

🔔 1 test

[Fetch Unused Images](#)

Actions  1 records found  per page  of 1

<input type="checkbox"/>	Image Values	Image	Action
<input type="checkbox"/>	Black_Crewneck_Asset_Back.jpg		<a href="#">Delete</a>

Copyright © 2023 Magento Commerce Inc. All rights reserved. Magento ver. 2.4.5-p1  
[Privacy Policy](#) | [Account Activity](#) | [Report an Issue](#)

## Categories Images Manager

Fetch Unused Images

Filters Default View Columns

Actions 1 records found 30 per page 1 of 1

Image Values	Image	Action
<input type="checkbox"/> Black_Crewneck_Asset_Back.jpg		Delete

## Categories Images Manager

Fetch Unused Images

✓ Image was successfully deleted

Filters Default View Columns

Actions 0 records found 20 per page 1 of 1

Image Values	Image	Action
We couldn't find any records.		

One or more indexers are invalid. Make sure your [Magento cron job](#) is running. System Messages: 1

### Categories Images Manager


Are you sure you want to delete a Image?

Cancel OK

Fetch Unused Images

Filters Default View Columns

Actions 1 records found 30 per page 1 of 1

Image Values	Image	Action
<input type="checkbox"/> Black_Crewneck_Asset_Back.jpg		Delete

Copyright © 2023 Magento Commerce Inc. All rights reserved. **Magento** ver. 2.4.5-p1  
[Privacy Policy](#) | [Account Activity](#) | [Report an Issue](#)

If you have any query or question then please contact us at [sales@aimsinfosoft.com](mailto:sales@aimsinfosoft.com) .